

**Features:**

- two power categories, up to 10 mW ex SM fiber
- wide spectrum with small Fabry-Perot modulation depth

**Packages:** fiber coupled: Butterfly

**Additional & customized:**

- PD monitors (for selected models)
- PM fiber pigtails (slow axis alignment; 45 degree orientation upon request)
- FC/APC terminated pigtails

**Specifications**

**(Nominal Emitter Stabilization Temperature +20 °C)**

Parameter	Category	Min	Typ.	Max
Output power ex SM fiber, mW	HP1	4.0	5.0	-
	HP2	7.5	10.0	
Forward current, mA	HP1	-	-	400
	HP2			600
Forward voltage, V	All	-	1.9	2.5
Central wavelength, nm	All	1480, 1530, 1550		
Spectrum width, nm	All	30	45	-
Residual spectral modulation depth, %	All	-	-	5.0
Secondary coherence subpeaks, dB (10 log)	All	-	-	-20
Slow / fast polarization ratio (PM modules)*, dB	All	5	10	-
Operating temperature (case) at full power, °C	HP1	-55	-	+70
	HP2			+60
Cooler current, A**	All	-	-	1.2
Cooler voltage, V**	All	-	-	3.5

\* Pseudo-depolarized version (light is launched into the fiber with its polarization oriented at 45° to the birefringent axes) is available upon request

\*\* 2.5 A / 4 V TE cooler may be used to extend the operating temperature range

The following part numbers should be used when **ordering**:

SLD-761-(b)-(c)-(d)-(f),

where:

(b) – power category (HP1 or HP2),

(c) – package type,

(d) – SM (isotropic) or PM (polarization maintaining),

(f) – required wavelength (in nanometers).

Example: SLD-761-HP2-DBUT-SM-1550.

**A maximum feedback of -30 dB (10<sup>-3</sup>) is allowed to run HP-series SLDs safely at full power.**

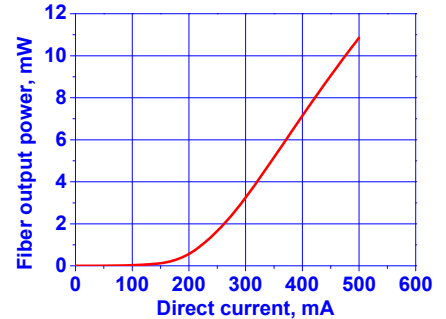
All specifications are subject to change without notice.

**Applications:**

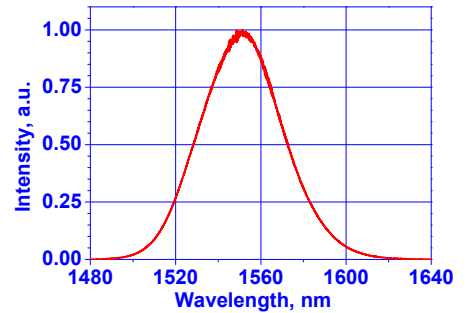
- optical sensing
- optical coherence tomography
- optical measurements

**PERFORMANCE EXAMPLES**

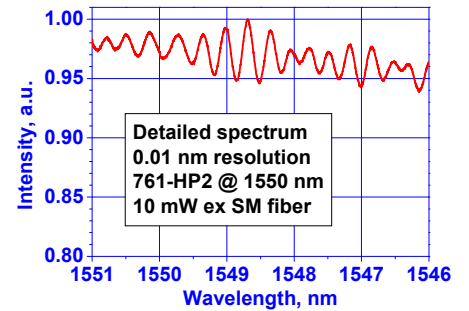
**SLD-761-HP2-SM. Light-current curve**



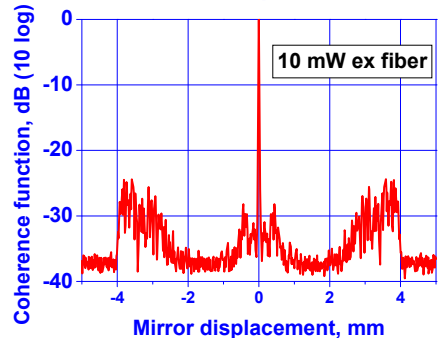
**SLD-761-HP2-SM-1550. Spectrum**



**Detailed spectrum trace**



**Extended displacement**



**Mirror displacement = Optical path difference / 2**