

### Features:

- 3 power categories: up to 25mW ex SM fiber SLDs with 50-nm FWHM spectrum at 840 nm
- Short coherence length
- Negligible residual Fabry-Perot modulation depth

### Packages:

- **Fiber coupled** – Butterfly, DIL
- **Free space** – TOW

### Additional & customized:

- PD monitors
- FC/APC terminated pigtails
- PM pigtails (polarized or pseudo-depolarized output emission ex PM-fiber)

### Specifications

(Nominal Emitter Stabilization Temperature +25 °C)

Parameter	Category	Min	Typ.	Max
Output power, SM fiber pigtail, SLD-371-HP, mW	HP1	5	7.5	-
	HP2	10	15	-
	HP3	20	25	-
Free space output power*, in a cone N.A.=0.71, emitter @ +25 °C, mW	HP1	10	15	-
	HP2	20	30	-
	HP3	40	50	-
Forward current**, mA	HP1, 2	-	150	250
	HP3	-	275	350
Forward voltage, V	All	-	-	2.6
Central wavelength, nm	All	820	840	860
Spectrum width, FWHM, nm	All	45	50	-
Residual spectral modulation depth, %	All	-	2.0	5.0
Secondary coherence subpeaks (Reflectivity), dB (10 log)	All	-	-25	-
Spectral Flatness***, dB	All	-	-	2.0
Slow / fast polarization ratio (PM polarized modules)****, dB	All	-	7.0	-
Operating temperature*****, °C	All	-55	-	+80
Cooler current, A	All	-	-	1.2
Cooler voltage, V	All	-	-	3.5

\* TOW packaged SLDs;

\*\* current is specially adjusted to get highest output power with equal intensity of spectral lobes; different for different modules;

\*\*\* Spectral Flatness parameter describes spectral intensity dropout between spectral lobes;

\*\*\*\* Pseudo-depolarized versions (light is launched into the fiber with its polarization oriented at 45° to the birefringent axes) are available upon request;

\*\*\*\*\* Butterfly packaged SLDs.

**SLD modules with similar output parameters are available at median wavelength 800 nm and 880 nm.**

The following part numbers should be used when **ordering**:

SLD-37(a)-(b)-(c)-(d)-(e),

where: (a) – 0 (free space) or 1 (fiber pigtailed),

(b) – power category (HP1, HP2 or HP3), (c) – package type,

(d) – SM or PM (fiber coupled modules),

(e) – PD (if PD monitor is required).

Example: SLD-371-HP1-DIL-SM-PD.

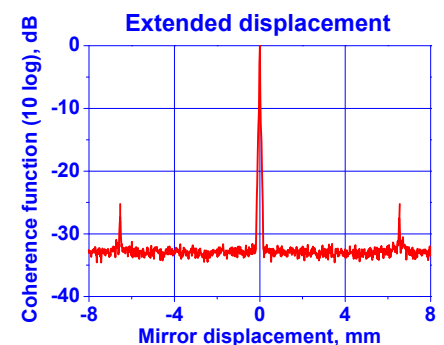
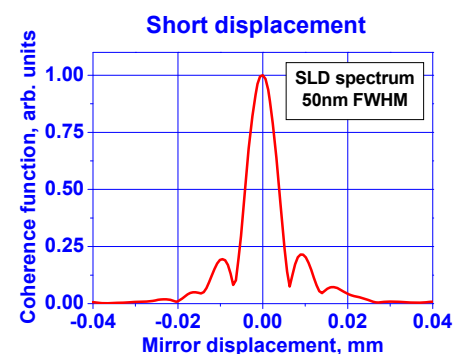
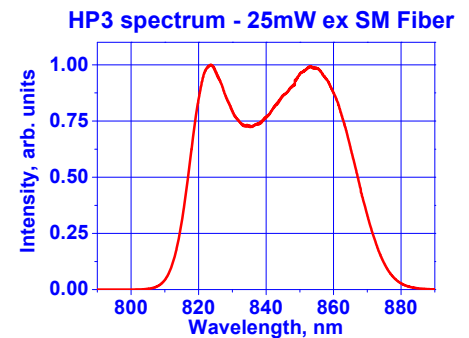
**A maximum feedback of  $10^{-3}$  is allowed to run HP series SLDs safely at full power.**

All specifications are subject to change without notice.

### Applications:

- fiberoptic sensors
- Bragg grating sensors
- optical coherence tomography
- optical measurements

### PERFORMANCE EXAMPLES



Mirror displacement = Optical path difference / 2